

SCORECARD DETAIL-Carson City Operations Scorecard

Details - Base View

None Initiatives Processes

This scorecard includes city-wide objectives necessary to accomplish goals set by the Board of Supervisors.

Base

1.0 A Safe and Secure Community

Name	Actual	Target	YTD Actual	YTD Target	As of
<u>Residents and visitors are safe in the built environment.</u>					
<u>Injuries sustained in fire and other emergences involving structures (FA)</u>	0	0	0	0	Jan 2011
<u>Residents and visitors are safe when traveling throughout Carson City.</u>					
<u>Traffic - Total Accidents</u>	28 Accidents	55 Accidents	28 Accidents	55 Accidents	Jan 2011
<u>Traffic - Accidents With Injury</u>	7 Accidents	7 Accidents	7 Accidents	7 Accidents	Jan 2011
<u>Traffic - Property Damage Only</u>	21	48	21	48	Jan 2011
<u>Traffic - Fatal Accidents</u>	0 Fatalities	0 Fatalities	0 Fatalities	0 Fatalities	Jan 2011
<u>Residents and visitors are safe from criminal activity.</u>					
<u>Crime - UCR Crime Rate (SO)</u>	23.32 per 1,000	25.13 per 1,000	n/a	n/a	2009
<u>Compstat - Total Crime Report (SO)</u>	325	323	325	323	Jan 2011
<u>Dispatched Calls - Sheriff (CCCC)</u>	1,995 Calls	n/a	1,995 Calls	n/a	Jan 2011
<u>Sheriff's Emergency Response Times</u>	260 Seconds	316 Seconds	260 Seconds	316 Seconds	Jan 2011
<u>Property is secure from criminal activity</u>					
<u>Crime - Vandalism (SO)</u>	37	75	37	75	Jan 2011
<u>Crime - Burglary Offenses (SO)</u>	26	24	26	24	Jan 2011
<u>Property is safe from damage.</u>					
<u>Fire suppression activity - number of buildings damaged</u>	2	n/a	2	n/a	Jan 2011
<u>Fire suppression activities - value of building loss</u>	\$60,000	n/a	\$60,000	n/a	Jan 2011
<u>Dispatched Calls - Fire (CCCC)</u>	18 Calls	n/a	18 Calls	n/a	Jan 2011
<u>Fire Emergency Response Times</u>	476 Seconds	512 Seconds	512 Seconds	524 Seconds	Dec 2010

5.0 A Healthy Community

Name	Actual	Target	YTD Actual	YTD Target	As of
<u>Disease in the community is prevented and controlled</u>					
<u>Influenza</u>	39	1	39	1	Jan 2011
<u>Vaccine Preventable Disease (non-STD)</u>	0	0	0	0	Jan 2011
<u>Non-Vaccine Preventable Disease (Non-STD)</u>	50	9	50	9	Jan 2011
<u>Sexually Transmitted Communicable Disease</u>	14	17	14	17	Jan 2011
<u>Vectorborne Communicable Disease</u>	0	0	0	0	Jan 2011

Public infrastructure contributes to the health of the community.

	<u>Water Tank Levels-AVERAGE (PW)</u>	58.45 %	n/a	58.45 %	n/a	Jan 2011
▲	<u>Percentage of water quality tests meeting federal requirements (PW)</u>	100 %	100 %	▲ 100 %	100 %	Jan 2011

Public health services are available.

	<u>Community Health nursing caseload</u>	1,000	n/a	1,000	n/a	Jan 2011
■	<u>Medical Emergency Response Times</u>	450 Seconds	449 Seconds	450 Seconds	n/a	Dec 2010
	<u>Dispatched Calls - Ambulance (CCCC)</u>	537 Calls	n/a	537 Calls	n/a	Jan 2011

Programs that provide short term assistance to those in need are offered.

▲	<u>Families short-term assistance ratio</u>	30 %	23 %	▲ 28 %	23 %	Dec 2010
▼	<u>Single persons short-term assistance ratio</u>	14 %	33 %	▲ 46 %	33 %	Dec 2010

10.0 A Vibrant, Diverse and Sustainable Economy

Name	Actual	Target	YTD Actual	YTD Target	As of	
<u>Local businesses are supported</u>						
	<u>Business license applications processed - new businesses (PW)</u>	56 Licenses	n/a	1,036 Licenses	n/a	Dec 2010
	<u>Business license applications processed - renewals (PW)</u>	3,117 Renewals	n/a	6,443 Renewals	n/a	Dec 2010
	<u>Businesses classified as "out of business" (PW)</u>	160 Businesses	(n/a - n/a)	n/a	(n/a - n/a)	Dec 2010
▲	<u>Local taxable sales</u>	\$66,449,214	\$63,344,411	▲ \$698,480,294	\$695,564,317	Dec 2010
	<u>Businesses provided assistance by the Office of Business Development</u>	n/a	(n/a - n/a)	n/a	(n/a - n/a)	n/a
<u>Growth in defined sectors of the economy is encouraged.</u>						
	<u>Employment in Carson City</u>	42,138	n/a	n/a	n/a	2008
	<u>Personal earnings per job by industry</u>	\$38.94	n/a	n/a	n/a	2008
	<u>Gross Domestic Products - Carson City MSA</u>	\$3,036 Millions	n/a	n/a	n/a	2008
	<u>Employment by industry</u>	n/a	n/a	n/a	n/a	n/a
<u>Employment opportunities for Carson City citizens are encouraged.</u>						
■	<u>Total employment within the Carson City MSA.</u>	24,256	25,338	■ 24,256	25,338	Dec 2010
■	<u>Total unemployment within the Carson City MSA.</u>	3,937	3,703	■ 3,937	3,703	Dec 2010

15.0 A Clean and Healthy Environment









Name	Actual	Target	YTD Actual	YTD Target	As of	
<u>Solid waste is reduced through recycling.</u>						
▲	<u>Percent of Solid Waste Recycled - Annual</u>	34.40 %	25.00 %	n/a	n/a	2009

Amount							
	<u>Estimated life span of the Carson City Landfill.</u>	46 Years	15 Years	n/a	n/a	2009	
	<u>Total curbside recycling results (Quarterly)</u>	n/a	(n/a - n/a)	n/a	(n/a - n/a)	n/a	
	<u>Total solid waste delivered to the Carson City Landfill (Quarterly)</u>	n/a	(n/a - n/a)	n/a	(n/a - n/a)	n/a	
	<u>Percent of solid waste generated from out-of-county sources</u>	n/a	(n/a - n/a)	n/a	(n/a - n/a)	n/a	
<u>Wastewater is safely and effectively treated and disposed of.</u>							
	<u>Wastewater plant inflow as a percentage of plant capacity.</u>	72 %	85 %		69 %	85 %	Dec 2010
	<u>Wastewater effluent quality test results.</u>	100 % meet tests	100 % meet tests		n/a	n/a	Dec 2010
	<u>Average wastewater reclamation plant outflow (effluent)(PW)</u>	4,665,432.0 MGD	(n/a - n/a)		2,587,418.8 MGD	(n/a - n/a)	Dec 2010
<u>Reduce non-renewable energy use in City facilities.</u>							
	<u>Total kilowatt hours used by City facilities.</u>	1,935,637 Kwh	n/a		1,935,637 Kwh	n/a	Jan 2011
<u>Reduce use of fossil fuels in City equipment</u>							
	<u>Total gallons of unleaded fuel used (PW)</u>	4,924.13 Gallons	9,686.04 Gallons		4,924.13 Gallons	9,686.04 Gallons	Jan 2011
	<u>Average number of gallons of unleaded fuel used per vehicle</u>	45.51 Gallons/Vehicle	n/a		n/a	n/a	Dec 2010


20.0 An Active and Engaged Community

Name	Actual	Target	YTD Actual	YTD Target	As of		
<u>Public spaces and facilities are used for public activities.</u>							
	<u>Community Center Gymnasium usage</u>	30 days	(22 days - 26 days)		30 days	(22 days - 26 days)	Jan 2011
	<u>Theater-Bob Boldrick usage</u>	13 days	(20 days - 23 days)		13 days	(20 days - 23 days)	Jan 2011
	<u>Community Center meeting rooms reservations/use</u>	119 reservations	(120 reservations - 131 reservations)		119 reservations	(120 reservations - 131 reservations)	Jan 2011
	<u>Mills Park soccer league usage-number of games</u>	0 games	(0 games - 0 games)		0 games	(0 games - 0 games)	Jan 2011
	<u>Centennial Park league usage-number of games</u>	0 games	(0 games - 0 games)		0 games	(0 games - 0 games)	Jan 2011
	<u>Centennial Park tournament usage-number of games</u>	0 days	(0 days - 0 days)		0 days	(0 days - 0 days)	Jan 2011
<u>Recreation programs offered to the public are utilized.</u>							
	<u>Adult sports-number of participants (PROS)</u>	936	(771 - 943)		936	(771 - 943)	Jan 2011
	<u>Youth sports-number of participants (PROS)</u>	570	(501 - 613)		570	(501 - 613)	Jan 2011
	<u>Swimming lessons -number of participants</u>	36	(36 - 44)		36	(36 - 44)	Jan 2011

(PROS)

	<u>Youth enrichment latch key-number of participants (PROS)</u>	837	(678 - 828)		837	(678 - 828)	Jan 2011
	<u>Movers/doors-number of participants (PROS)</u>	192	(238 - 0)		192	(238 - 0)	Jan 2011
	<u>Seasonal Break Kamp Weeks-number of participants (PROS)</u>	0	(0 - 0)		0	(0 - 0)	Jan 2011
	<u>Summer kamp field trip-number of participants (PROS)</u>	0	(0 - 0)		0	(0 - 0)	Jan 2011



Carson City is served by strong community based organizations.

	<u>Community support grants (CMO)</u>	\$373,336	\$373,336	n/a	n/a	FY 10/11
--	---------------------------------------	-----------	-----------	-----	-----	----------

Recreational opportunities offered by non-profit organizations are supported.

	<u>Activity in non-City operated recreation programs (PROS)</u>	65,655	(n/a - n/a)	n/a	(n/a - n/a)	FY 08/09
--	---	--------	-------------	-----	-------------	----------

25.0 A Physically Connected Community

Name	Actual	Target	YTD Actual	YTD Target	As of		
<u>Adequate roadways accomodate vehicular travel.</u>							
	<u>Traffic - Total Accidents</u>	28 Accidents	55 Accidents		28 Accidents	55 Accidents	Jan 2011
<u>Public transportation is convenient and accessible.</u>							
	<u>JAC Ridership by route</u>	13,049 Riders	11,420 Riders		13,049 Riders	11,420 Riders	Jan 2011
<u>Pathways and other non-vehicular routes connect neighborhoods, business districts and public facilities.</u>							
	<u>Pathways completed (PROS)</u>	6.68 miles	n/a	n/a	n/a	FY 09/10	
<u>Transportation planning efforts are coordinated with neighboring counties.</u>							

30.0 A Community Rich in History, Culture and the Arts

Name	Actual	Target	YTD Actual	YTD Target	As of	
<u>Historic resources are preserved (PW).</u>						
	<u>Historic Resources Commission applications received (PW)</u>	3 application (s)	(n/a - n/a)	3 application (s)	(n/a - n/a)	Jan 2011
<u>Private cultural assets are preserved and expanded.</u>						
<u>Public cultural assets are preserved and expanded.</u>						

35.0 A Community Where Information is Available to All

Name	Actual	Target	YTD Actual	YTD Target	As of
------	--------	--------	------------	------------	-------

Carson City's website is used to provide community information

Web hits-pageviews- monthly total (CC)

54,748
Pageviews n/a

54,748
Pageviews n/a

Jan 2011

Various City facilities house information regarding Carson City.

News media is used to provide community information to the public.

Access to free wireless networks are encouraged throughout Carson City.

40.0 Open and Accessible Government



Name	Actual	Target	YTD Actual	YTD Target	As of
------	--------	--------	------------	------------	-------

The "people's business" is done in open session with ample opportunity for input.

42.0 Effective Resource Management



There are no objectives linked to this Perspective

[Scorecard Exception Report](#) [Business Plan Report](#)

Scorecard Owners: [Werner, Larry](#)

Linked Objects

Hide All

Child Scorecards

There are no scorecards linked at this time.

Parent Scorecards

[Community Scorecard](#)

Owners

[Werner, Larry](#)

Objectives

Owners

[\(CC01\) Residents and visitors are safe in the built environment.](#)

[Burnham, Andrew](#) [Giomi, Stacey](#)
[Werner, Larry](#)

[\(CC02\) Residents and visitors are safe when traveling throughout Carson City.](#)

[Burnham, Andrew](#)
[Furlong, Kenny](#) [Werner, Larry](#)

[\(CC03\) Residents and visitors are safe from criminal activity.](#)

[Furlong, Kenny](#) [Rombardo, Neil](#)
[Werner, Larry](#)

[\(CC04\) Property is secure from criminal activity](#)

[Furlong, Kenny](#) [Rombardo, Neil](#)
[Werner, Larry](#)

[\(CC05\) Property is safe from damage.](#)

[Giomi, Stacey](#) [Werner, Larry](#)

[\(CC08\) Disease in the community is prevented and controlled](#)

[Werner, Larry](#)

[\(CC07\) Public infrastructure contributes to the health of the community.](#)

[Burnham, Andrew](#) [Werner, Larry](#)

[\(CC010\) Public health services are available.](#)

[Works, Marena](#)

[\(CC042\) Programs that provide short term assistance to those in need are offered.](#)

[Works, Marena](#)

[Werner, Larry](#)

(CCO46) Local businesses are supported	
(CCO21) Growth in defined sectors of the economy is encouraged.	Werner, Larry
Employment opportunities for Carson City citizens are encouraged.	Supervisors, Board of Werner, Larry
(CCO15) Solid waste is reduced through recycling.	Burnham, Andrew
(CCO16) Wastewater is safely and effectively treated and disposed of.	Burnham, Andrew Werner, Larry
(CCO17) Reduce non-renewable energy use in City facilities.	Werner, Larry
(CCO20) Reduce use of fossil fuels in City equipment	Burnham, Andrew Werner, Larry
(CCO11) Public spaces and facilities are used for public activities.	Werner, Larry
(CCO13) Recreation programs offered to the public are utilized.	Werner, Larry
(CCO14) Carson City is served by strong community based organizations.	Werner, Larry
Recreational opportunities offered by non-profit organizations are supported.	Werner, Larry
(CCO31) Adequate roadways accomodate vehicular travel.	Werner, Larry
(CCO32) Public transportation is convenient and accessible.	Werner, Larry
(CCO33) Pathways and other non-vehicular routes connect neighborhoods, business districts and public facilities.	Burnham, Andrew Moellendorf, Roger Werner, Larry
(CCO34) Transportation planning efforts are coordinated with neighboring counties.	Burnham, Andrew Werner, Larry
(CC14) Historic resources are preserved (PW).	Werner, Larry
(CCO24) Private cultural assets are preserved and expanded.	Werner, Larry
(CCO25) Public cultural assets are preserved and expanded.	Werner, Larry
(CCO35) Carson City's website is used to provide community information	Werner, Larry
(CCO36) Various City facilities house information regarding Carson City.	Werner, Larry
(CCO37) News media is used to provide community information to the public.	Werner, Larry
(CCO38) Access to free wireless networks are encouraged throughout Carson City.	Werner, Larry
(CCO39) The "people's business" is done in open session with ample opportunity for input.	Werner, Larry

Program Groups

There are no program groups linked at this time.

Initiatives

		Type	As Of	\$	👑	✓	!	🎯	%	Status	Owners
Brownfields Assessment Grant		Grants	10/31/2010	▲	▲			▲	n/a	In Progress	Eskew-Herrmann, Heidi

Processes

There are no processes linked at this time.

REFERENCE CENTER

Action Items

[Show Details](#)

	Due Date	Status	Action	Owners
	10/31/2010	In Progress	Update each perspective and re-evaluate all measures under each perspective.	Ritter, Linda Werner, Larry



Open



Overdue

Comments



Author/Date

Comment

Show All

There are no comments at this time.

External Links



Attached Documents



Last Updated Checked Out By