

# SCORECARD DETAIL-Carson City Operations Scorecard

Details - Base View

None Initiatives Processes

This scorecard includes city-wide objectives necessary to accomplish goals set by the Board of Supervisors.

Base

## 1.0 A Safe and Secure Community

Name	Actual	Target	YTD Actual	YTD Target	As of
<u>Residents and visitors are safe in the built environment.</u>					
<u>Injuries sustained in fire and other emergences involving structures (FA)</u>	0	0	3	0	Nov 2010
<u>Residents and visitors are safe when traveling throughout Carson City.</u>					
<u>Traffic - Total Accidents (SO)</u>	72 Accidents	73 Accidents	697 Accidents	802 Accidents	Nov 2010
<u>Traffic - Total Accidents With Injury (SO)</u>	20 Accidents	17 Accidents	156 Accidents	187 Accidents	Nov 2010
<u>Traffic - Total Fatal Accidents (SO)</u>	0 Fatalities	0 Fatalities	1 Fatalities	0 Fatalities	Nov 2010
<u>Traffic - Total Property Damage Only Accidents (SO)</u>	52	51	541	615	Nov 2010
<u>Residents and visitors are safe from criminal activity.</u>					
<u>Crime - UCR Crime Rate (SO)</u>	23.32 per 1,000	25.13 per 1,000	n/a	n/a	2009
<u>Compstat - Total Crime Report (SO)</u>	294	302	3,642	3,796	Nov 2010
<u>Dispatched Calls - Sheriff (CCCC)</u>	2,091 Calls	n/a	26,281 Calls	n/a	Dec 2010
<u>Sheriff's Average Response Time</u>	9 Minutes	9 Minutes	10 Minutes	10 Minutes	Nov 2010
<u>Property is secure from criminal activity</u>					
<u>Crime - Vandalism (SO)</u>	42	75	585	825	Nov 2010
<u>Crime - Burglary Offenses (SO)</u>	22	24	249	264	Nov 2010
<u>Property is safe from damage.</u>					
<u>Fire supression activity - number of buildings damaged</u>	2	n/a	34	n/a	Nov 2010
<u>Fire supression activities - value of building loss</u>	\$0	\$879,385	\$945,925	\$3,752,815	Nov 2010
<u>Dispatched Calls - Fire (CCCC)</u>	89 Calls	n/a	852 Calls	n/a	Dec 2010
<u>Fire response time (minutes)</u>	10 Minutes	9 Minutes	8 Minutes	9 Minutes	Nov 2010

## 5.0 A Healthy Community

Name	Actual	Target	YTD Actual	YTD Target	As of
<u>Disease in the community is prevented and controlled</u>					
<u>Influenza</u>	0	21	32	n/a	Nov 2010
<u>Vaccine Preventable Disease (non-STD)</u>	0	0	0	n/a	Nov 2010
<u>Non-Vaccine Preventable Disease (Non-STD)</u>	0	1	34	n/a	Nov 2010
<u>Sexually Transmitted Communicable Disease</u>	17	7	160	n/a	Nov 2010

	<u>Vectorborne Communicable Disease</u>	0	0	0	n/a	Nov 2010	
<u>Public infrastructure contributes to the health of the community.</u>							
	<u>Water Tank Levels-AVERAGE (PW)</u>	63.05 %	50.00 %		62.58 %	55.91 %	Nov 2010
	<u>Percentage of water quality tests meeting federal requirements (PW)</u>	100 %	100 %		100 %	100 %	Nov 2010
<u>Public health services are available.</u>							
	<u>Community Health nursing caseload</u>	887	n/a	10,623	n/a	Nov 2010	
	<u>Ambulance average emergency call response time - dispatched to on-scene (FA)</u>	338 Seconds	360 Seconds		339 Seconds	360 Seconds	Nov 2010
	<u>Dispatched Calls - Ambulance (CCCC)</u>	537 Calls	n/a	6,560 Calls	n/a	Dec 2010	
<u>Programs that provide short term assistance to those in need are offered.</u>							
	<u>Families short-term assistance ratio</u>	23 %	23 %		27 %	23 %	Nov 2010
	<u>Single persons short-term assistance ratio</u>	29 %	33 %		49 %	33 %	Nov 2010

## 10.0 A Vibrant, Diverse and Sustainable Economy

Name	Actual	Target	YTD Actual	YTD Target	As of		
<u>Local businesses are supported</u>							
	<u>Business license applications processed - new businesses (PW)</u>	65 Licenses	n/a	980 Licenses	n/a	Nov 2010	
	<u>Business license applications processed - renewals (PW)</u>	234 Renewals	n/a	3,326 Renewals	n/a	Nov 2010	
	<u>Businesses classified as "out of business" (PW)</u>	82 Businesses	(n/a - n/a)	n/a	(n/a - n/a)	Nov 2010	
	<u>Local taxable sales</u>	\$58,164,383	\$55,222,526		\$573,448,386	\$580,638,345	Oct 2010
	<u>Businesses provided assistance by the Office of Business Development</u>	n/a	(n/a - n/a)	n/a	(n/a - n/a)	n/a	
<u>Growth in defined sectors of the economy is encouraged.</u>							
	<u>Employment in Carson City</u>	42,138	n/a	n/a	n/a	2008	
	<u>Personal earnings per job by industry</u>	\$38.94	n/a	n/a	n/a	2008	
	<u>Gross Domestic Products - Carson City MSA</u>	\$3,036 Millions	n/a	n/a	n/a	2008	
	<u>Employment by industry</u>	n/a	n/a	n/a	n/a	n/a	
<u>Employment opportunities for Carson City citizens are encouraged.</u>							
	<u>Total employment within the Carson City MSA.</u>	24,614	25,672		24,614	25,672	Nov 2010
	<u>Total unemployment within the Carson City MSA.</u>	3,697	3,383		3,697	3,383	Nov 2010

## 15.0 A Clean and Healthy Environment

Name	Actual	Target	YTD Actual	YTD Target	As of
------	--------	--------	------------	------------	-------

Solid waste is reduced through recycling.

	<u>Percent of Solid Waste Recycled - Annual Amount</u>	34.40 %	25.00 %	n/a	n/a	2009
	<u>Estimated life span of the Carson City Landfill.</u>	46 Years	15 Years	n/a	n/a	2009
	<u>Total curbside recycling results (Quarterly)</u>	n/a	(n/a - n/a)	n/a	(n/a - n/a)	n/a
	<u>Total solid waste delivered to the Carson City Landfill (Quarterly)</u>	n/a	(n/a - n/a)	n/a	(n/a - n/a)	n/a
	<u>Percent of solid waste generated from out-of-county sources</u>	n/a	(n/a - n/a)	n/a	(n/a - n/a)	n/a

Wastewater is safely and effectively treated and disposed of.

	<u>Wastewater plant inflow as a percentage of plant capacity.</u>	67 %	85 %		69 %	85 %	Oct 2010
	<u>Wastewater effluent quality test results.</u>	100 % meet tests	100 % meet tests		n/a	n/a	Oct 2010
	<u>Average wastewater reclamation plant outflow (effluent)(PW)</u>	4,384,441.00 MGD	(n/a - n/a)		2,199,915.30 MGD	(n/a - n/a)	Oct 2010

Reduce non-renewable energy use in City facilities.

	<u>Total kilowatt hours used by City facilities.</u>	2,295,816 Kwh	1,990,896 Kwh		23,519,351 Kwh	24,000,563 Kwh	Nov 2010
--	--	---------------	---------------	--	----------------	----------------	----------







Reduce use of fossil fuels in City equipment

	<u>Total Gallons of Fuel Used (PW)</u>	9,344.58 Gallons	8,684.00 Gallons		109,435.05 Gallons	105,327.00 Gallons	Nov 2010
	<u>Average number of gallons of unleaded fuel used per vehicle</u>	n/a	n/a		n/a	n/a	n/a


## 20.0 An Active and Engaged Community



Name	Actual	Target	YTD Actual	YTD Target	As of
<u>Public spaces and facilities are used for public activities.</u>					
	<u>Community Center Gymnasium usage</u>	28 days	(23 days - 28 days)	286 days	(n/a - n/a) Nov 2010
	<u>Theater-Bob Boldrick usage</u>	28 days	(26 days - 30 days)	176 days	(n/a - n/a) Nov 2010
	<u>Community Center meeting rooms reservations/use</u>	134 reservations	(130 reservations - 142 reservations)	1,423 reservations	(n/a - n/a) Oct 2010
	<u>Mills Park soccer league usage-number of games</u>	28 games	(25 games - 31 games)	n/a	(n/a - n/a) Aug 2010
	<u>Centennial Park league usage-number of games</u>	159 games	(119 games - 145 games)	652 games	(n/a - n/a) Aug 2010
	<u>Centennial Park tournament usage-number of games</u>	75 days	(36 days - 44 days)	608 days	(n/a - n/a) Aug 2010
<u>Recreation programs offered to the public are utilized.</u>					
	<u>Adult sports-number of participants (PROS)</u>	439	(649 - 793)	9,380	(n/a - n/a) Nov 2010

	<u>Youth sports-number of participants (PROS)</u>	0	(397 - 485)	1,545	(n/a - n/a)	Dec 2010
	<u>Swimming lessons -number of participants (PROS)</u>	58	(63 - 77)	1,354	(n/a - n/a)	Nov 2010
	<u>Youth enrichment latch key-number of participants (PROS)</u>	890	(863 - 1,055)	6,545	(n/a - n/a)	Nov 2010
	<u>Movers/doors-number of participants (PROS)</u>	57	(65 - 0)	945	(n/a - n/a)	Nov 2010
	<u>Seasonal Break Kamp Weeks-number of participants (PROS)</u>	0	(0 - 0)	122	(n/a - n/a)	Nov 2010
	<u>Summer kamp field trip-number of participants (PROS)</u>	0	(0 - 0)	228	(n/a - n/a)	Nov 2010





Carson City is served by strong community based organizations.

	<u>Community support grants (CMO)</u>	\$373,336	\$373,336	n/a	n/a	FY 10/11
--	---------------------------------------	-----------	-----------	-----	-----	----------

Recreational opportunities offered by non-profit organizations are supported.

	<u>Activity in non-City operated recreation programs (PROS)</u>	65,655	(n/a - n/a)	n/a	(n/a - n/a)	FY 08/09
--	---	--------	-------------	-----	-------------	----------

## 25.0 A Physically Connected Community

Name	Actual	Target	YTD Actual	YTD Target	As of	
<u>Adequate roadways accomodate vehicular travel.</u>						
	<u>Traffic - Total Accidents (SO)</u>	72 Accidents	73 Accidents	 697 Accidents	802 Accidents	Nov 2010
<u>Public transportation is convenient and accessible.</u>						
	<u>JAC Ridership by route</u>	13,312 Riders	11,882 Riders	 141,209 Riders	141,465 Riders	Nov 2010
<u>Pathways and other non-vehicular routes connect neighborhoods, business districts and public facilities.</u>						
	<u>Pathways completed (PROS)</u>	6.68 miles	n/a	n/a	n/a	FY 09/10
<u>Transportation planning efforts are coordinated with neighboring counties.</u>						

## 30.0 A Community Rich in History, Culture and the Arts

Name	Actual	Target	YTD Actual	YTD Target	As of	
<u>Historic resources are preserved (PW).</u>						
	<u>Historic Resources Commission applications received (PW)</u>	0 application (s)	(n/a - n/a)	23 application (s)	(n/a - n/a)	Nov 2010
<u>Private cultural assets are preserved and expanded.</u>						
<u>Public cultural assets are preserved and expanded.</u>						

### 35.0 A Community Where Information is Available to All

Name	Actual	Target	YTD Actual	YTD Target	As of
<u>Carson City's website is used to provide community information</u>					
<u>Web hits-pageviews- monthly total (CC)</u>	46,134 Pageviews	n/a	52,311 Pageviews	n/a	Nov 2010
<u>Various City facilities house information regarding Carson City.</u>					
<u>News media is used to provide community information to the public.</u>					
<u>Access to free wireless networks are encouraged throughout Carson City.</u>					

### 40.0 Open and Accessible Government

Name	Actual	Target	YTD Actual	YTD Target	As of
<u>The "people's business" is done in open session with ample opportunity for input.</u>					

### 42.0 Effective Resource Management

There are no objectives linked to this Perspective

[Scorecard Exception Report](#)   [Business Plan Report](#)

**Scorecard Owners:** [Werner, Larry](#)

#### Linked Objects

[Hide All](#)




#### Child Scorecards

There are no scorecards linked at this time.

#### Parent Scorecards

	Owners
<a href="#">Community Scorecard</a>	<a href="#">Werner, Larry</a>

#### Objectives

	Owners
 <a href="#">(CC01) Residents and visitors are safe in the built environment.</a>	<a href="#">Burnham, Andrew</a> <a href="#">Giomi, Stacey</a> <a href="#">Werner, Larry</a>
 <a href="#">(CC02) Residents and visitors are safe when traveling throughout Carson City.</a>	<a href="#">Burnham, Andrew</a> <a href="#">Furlong, Kenny</a> <a href="#">Werner, Larry</a>
<a href="#">(CC03) Residents and visitors are safe from criminal activity.</a>	<a href="#">Furlong, Kenny</a> <a href="#">Rombardo, Neil</a> <a href="#">Werner, Larry</a>
<a href="#">(CC04) Property is secure from criminal activity</a>	<a href="#">Furlong, Kenny</a> <a href="#">Rombardo, Neil</a> <a href="#">Werner, Larry</a>
<a href="#">(CC05) Property is safe from damage.</a>	<a href="#">Giomi, Stacey</a> <a href="#">Werner, Larry</a>
<a href="#">(CC08) Disease in the community is prevented and controlled</a>	<a href="#">Werner, Larry</a>
 <a href="#">(CC07) Public infrastructure contributes to the health of the community.</a>	<a href="#">Burnham, Andrew</a> <a href="#">Werner, Larry</a>
<a href="#">(CC010) Public health services are available.</a>	<a href="#">Works,arena</a>

(CCO42) Programs that provide short term assistance to those in need are offered.	<a href="#">Works, Marena</a>
(CCO46) Local businesses are supported	<a href="#">Werner, Larry</a>
(CCO21) Growth in defined sectors of the economy is encouraged.	<a href="#">Werner, Larry</a>
Employment opportunities for Carson City citizens are encouraged.	<a href="#">Supervisors, Board of</a> <a href="#">Werner, Larry</a>
(CCO15) Solid waste is reduced through recycling.	<a href="#">Burnham, Andrew</a>
(CCO16) Wastewater is safely and effectively treated and disposed of.	<a href="#">Burnham, Andrew</a> <a href="#">Werner, Larry</a>
(CCO17) Reduce non-renewable energy use in City facilities.	<a href="#">Werner, Larry</a>
(CCO20) Reduce use of fossil fuels in City equipment	<a href="#">Burnham, Andrew</a> <a href="#">Werner, Larry</a>
(CCO11) Public spaces and facilities are used for public activities.	<a href="#">Werner, Larry</a>
(CCO13) Recreation programs offered to the public are utilized.	<a href="#">Werner, Larry</a>
(CCO14) Carson City is served by strong community based organizations.	<a href="#">Werner, Larry</a>
Recreational opportunities offered by non-profit organizations are supported.	<a href="#">Werner, Larry</a>
(CCO31) Adequate roadways accomodate vehicular travel.	<a href="#">Werner, Larry</a>
(CCO32) Public transportation is convenient and accessible.	<a href="#">Werner, Larry</a>
(CCO33) Pathways and other non-vehicular routes connect neighborhoods, business districts and public facilities.	<a href="#">Burnham, Andrew</a> <a href="#">Moellendorf, Roger</a> <a href="#">Werner, Larry</a>
(CCO34) Transportation planning efforts are coordinated with neighboring counties.	<a href="#">Burnham, Andrew</a> <a href="#">Werner, Larry</a>
(CC14) Historic resources are preserved (PW).	<a href="#">Werner, Larry</a>
(CCO24) Private cultural assets are preserved and expanded.	<a href="#">Werner, Larry</a>
(CCO25) Public cultural assets are preserved and expanded.	<a href="#">Werner, Larry</a>
(CCO35) Carson City's website is used to provide community information	<a href="#">Werner, Larry</a>
(CCO36) Various City facilities house information regarding Carson City.	<a href="#">Werner, Larry</a>
(CCO37) News media is used to provide community information to the public.	<a href="#">Werner, Larry</a>
(CCO38) Access to free wireless networks are encouraged throughout Carson City.	<a href="#">Werner, Larry</a>
(CCO39) The "people's business" is done in open session with ample opportunity for input.	<a href="#">Werner, Larry</a>

### Program Groups

There are no program groups linked at this time.

### Initiatives

		Type	As Of	\$	👑	✓	!	🎯	%	Status	Owners
<a href="#">Brownfields Assessment Grant</a>		Grants	10/31/2010	▲	▲			▲	n/a	In Progress	<a href="#">Eskew-Herrmann, Heidi</a>

### Processes

There are no processes linked at this time.

## REFERENCE CENTER

### Action Items

[Show Details](#)

Due Date	Status	Action	Owners
----------	--------	--------	--------



10/31/2010 In Progress

Update each perspective and re-evaluate all measures under each perspective.

Ritter, Linda  
Werner, Larry



Open



Overdue

**Comments**



**Author/Date**

**Comment**

**Show All**

There are no comments at this time.

**External Links**



**Attached Documents**



**Last Updated    Checked Out By**