

**CARSON CITY PURCHASING AND CONTRACTS**  
**201 North Carson Street, Suite 3 Carson City, NV 89701**  
**775-283-7137/FAX 887-2107**  
<http://www.carson.org/index.aspx?page=998>

**NOTICE TO BIDDERS**  
**Advertised Bid #1516-015**  
**East West Transmission Main Ph. 2A-2**

7/29/2015

Addendum No. 1

Please make the following additions/changes to the above referenced project.

1. As a reminder, this is a federally funded project with Disadvantaged Business Enterprise Requirements. Reference is made to Attachment D regarding goals, procedures that must be followed and forms that must be submitted with bids.
2. Update all asphalt references to include a reference to 75 blow asphalt. All asphalt shall be 75 blow asphalt.
3. Please replace the "Butterfly Valve Collar Plan" detail with the attached detail.

The following questions have been received as of 7/28/2015. Responses are in italics.

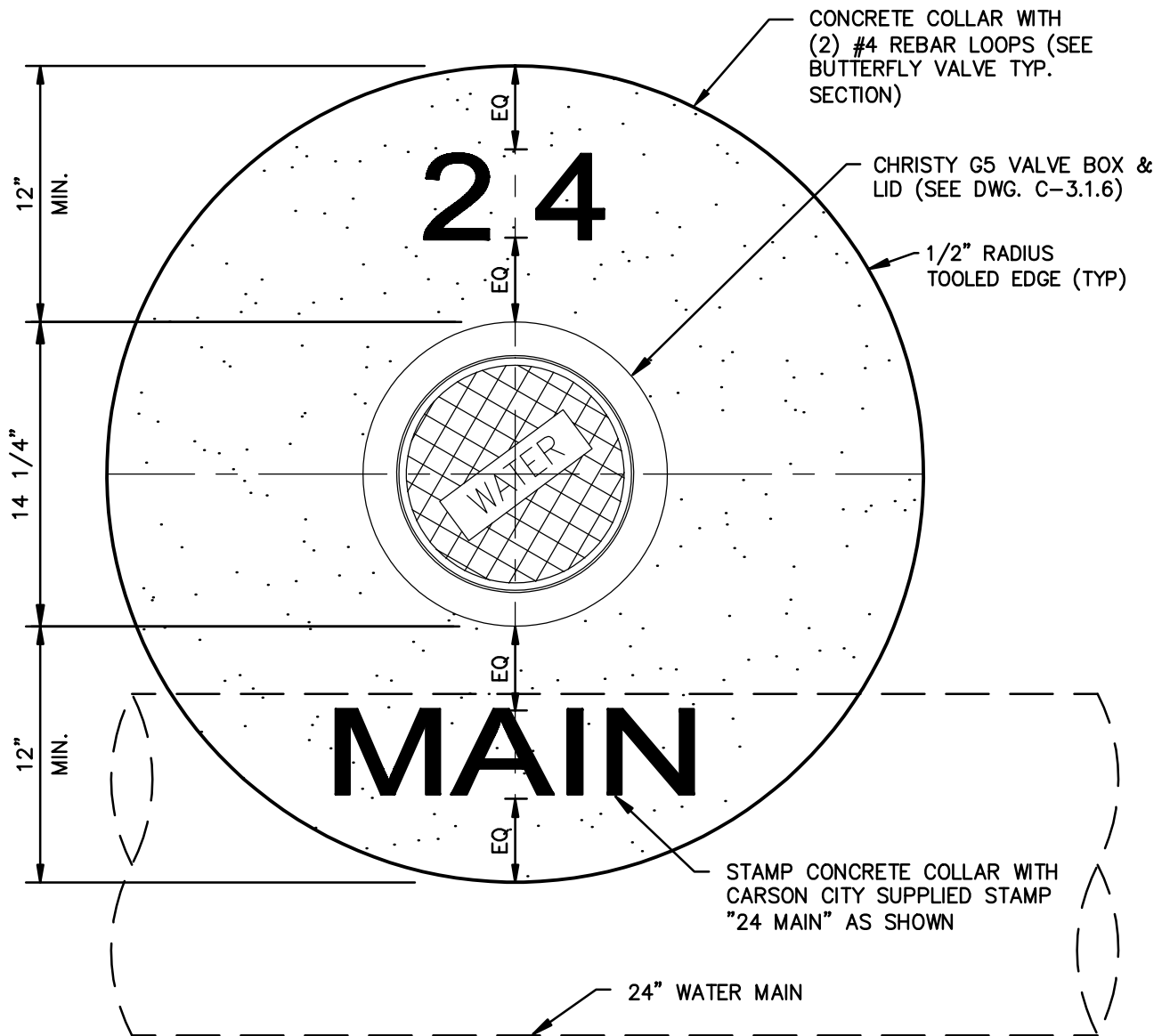
1. Will the contractor or Carson City perform E\_W Phase 2A-2 construction surveying?  
*The Contractor shall be responsible for all construction surveying and the setting of all construction control stakes. The cost of surveying is included in the other items of work, no additional compensation will be allowed.*
2. Will Carson City perform construction management / administration?  
*Carson City will manage the construction and administer the contract.*
3. Please confirm that restrained lengths will be required on either side of fittings along the 24" water line and that Fusible PVC® pipe is an acceptable alternate for these restrained lengths as specified in previous projects. If this is the case, please provide the required restrained lengths.  
*Restrained lengths are required for all fittings – reference Sheets 7-10, keynote 1 stating "Joint restraints for PVC pipe shall be used on all fittings," and Sheet 1, Note 18 stating "Contractor shall comply with the manufacturers recommendations regarding mechanically restrained joints,*

*and shall ensure that sufficient pipe length is restrained to restrict movement.”*

*Please reference the attached table showing restrained pipe lengths for various joint configurations.*

*If proposing fusible PVC as an alternative to mechanically restrained bell-and-spigot PVC, please provide calculations demonstrating equivalent restraint.*

4. Please confirm that all buried hardware is to be 304 stainless steel as required on previous Carson City transmission main projects.  
*304 stainless steel bolts, nuts and washers are required for all buried and submerged work as specified on the standard details and shown on the plans.*

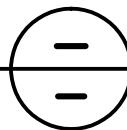


**NOTE:**  
 ORIENT STAMP TO HAVE "MAIN" TEXT  
 ALIGN WITH DIRECTION OF NEW WATER  
 MAIN AND BE ON THE SAME SIDE AS  
 NEW WATER MAIN

## **BUTTERFLY VALVE COLLAR PLAN**

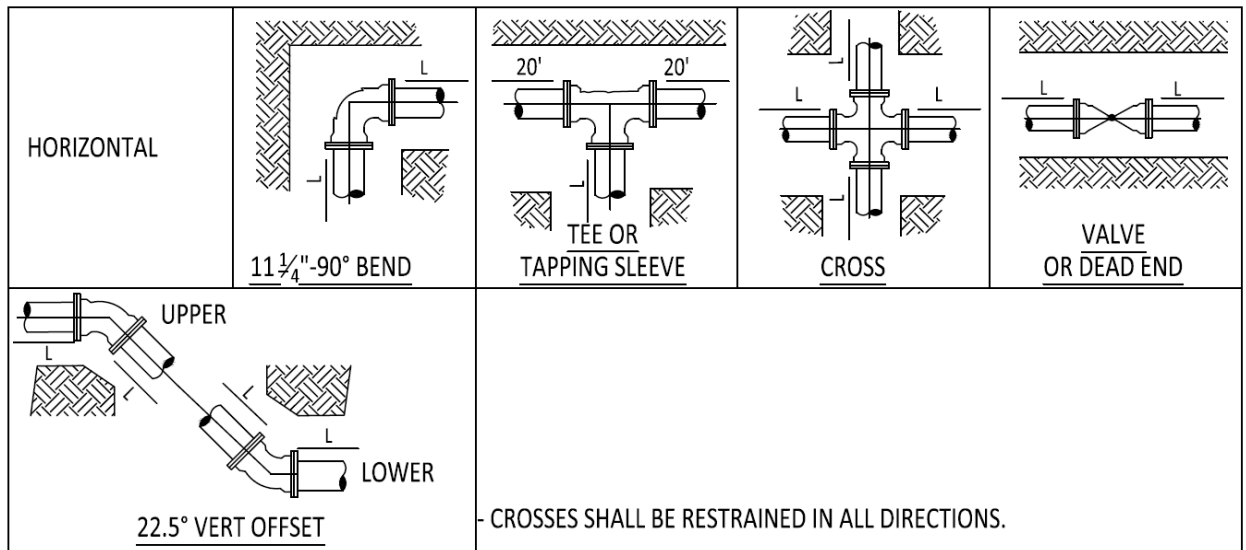
NTS

REFERENCE STD DWG C-3.1.4 FOR ADDITIONAL NOTES &  
 DETAIL.



### **NOTES:**

1. CONCRETE SHALL CONFORM TO THE SSPWC SECTION 337.10



**PVC PIPE**

Diameter	HORIZONTAL, L (FEET)				Tee* and Cross	Valves and Dead End	22.5° VERT OFFSET, L (FEET)	
	11 1/4°	22 1/2°	45°	90°			UPPER	LOWER
12	3	6	12	28	1	90	23	5
16	4	8	15	36	1	117	29	6
24	5	10	21	50	30	168	42	9

RESTRAINT LENGTH VALUES WERE CALCULATED IN ACCORDANCE WITH EBAA IRON'S RESTRAINT LENGTH CALCULATOR V7.1.2 (<http://rcp.ebaa.com/calculator.php>), AND THE FOLLOWING INPUTS:

SOIL TYPE: SC  
 SAFETY FACTOR: 1.5 TO 1  
 TRENCH TYPE: 5  
 DEPTH OF BURY: 3.5 FT  
 TEST PRESSURE: 165 PSI

ALL JOINTS WITHIN THE CALCULATED LENGTH MUST BE RESTRAINED.

IF THE DISTANCE BETWEEN FITTINGS IS LESS THAN OR EQUAL TO THE CALCULATED RESTRAINT LENGTH, RESTRAIN ALL JOINTS BETWEEN THOSE FITTINGS.

IF FIELD CONDITIONS DIFFER FROM THE ABOVE, CONTRACTOR SHALL NOTIFY THE CONSTRUCTION MANAGER.

\* BRANCH RESTRAINED LENGTH PRESUMING A NOMINAL 18-FOOT PIPE LENGTH ALONG RUN FOR EACH SIDE OF THE TEE, AND A 24" NOMINAL/RUN SIZE.

**SINGLE FITTING RESTRAINED JOINT**  
**165 PSI TEST PRESSURE**