



Carson City Building Division

108 E. Proctor Street
Carson City, Nevada 89701
(775) 887-2310– Hearing Impaired: 711
bldgdiv@carson.org
www.carson.org/building

INDUSTRIAL AND COMMERCIAL EQUIPMENT AND APPLIANCES PLAN SUBMITTAL REQUIREMENTS

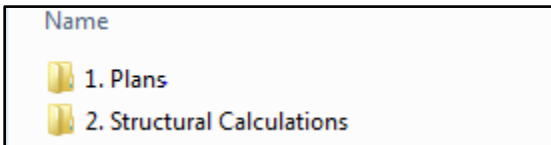
Plan Submittal:

Provide *one* complete set of digital plans on a CD or USB in **PDF format**. The digital files need to have the plans and all supporting documents in individual folders that are correctly labeled. Please ensure all pages within the plan set are facing the same direction to ensure legibility for the reviewer. **Documents submitted to the building official for review are required to be stamped or sealed, pursuant to the legal requirements for that design professional.**

Digital Requirements with every submittal:

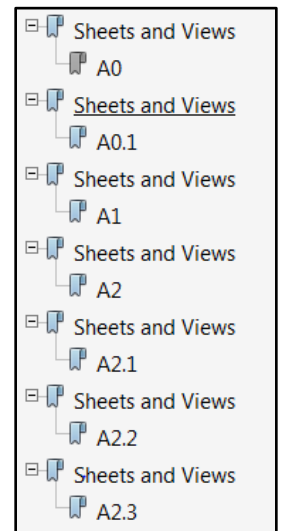
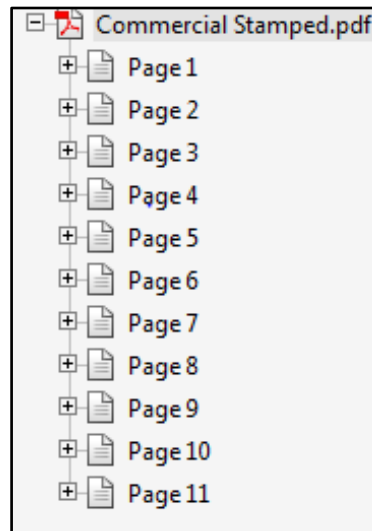
Folder Naming (within the CD or USB):
(Example shown)

Plans
Structural Calculations (if applicable)



Within each complete set of digital plans submitted, all sheets should be within **One PDF Document**.

(Examples shown)



Physical Requirements with every submittal:

Provide *two* complete sets of physical plans.

Documents submitted to the building official for the review are required to be stamped or sealed, pursuant to the legal requirements for that design professional. Incomplete plan submittals will not be accepted.

Floor Plans
Site Plans (if required)
Structural Calculations (if applicable)

See Next Page for General Information

General Information:

A building permit is required for Industrial and Commercial Equipment & Appliance per CCMC Title 15 Section 105, 2012 Uniform Mechanical and Plumbing Codes, and the 2012 International Fire Code (IFC), Section 105. **(Appliance in Residential use is exempted from permitting if connected to existing plumbing and electrical connections.)**

It is extremely important that the owner or contractor reviews the listings or approved manufacturing specification data for any equipment. If NO Listing or Manufacturing Specification can be found, ALL equipment will have to be installed per unlisted requirement and maybe required to have an independent review by a Nevada Design professional.

An Equipment Improvement Plan submittal must include the following items; incomplete plan submittals will not be accepted:

- One (1) Carson City Building permit application filled out to include valuation.
- Two (2) Copies Listing or Specification sheets.
- Two (02) Floor plan drawing of building area. (Two (2) Site plan drawing for exterior placing.)
- Plans must be prepared on a **minimum of 11" x 17" paper size.**
- Plans must be **photocopies, or original blue or black ink drawings.** The use of colored ink, other than blue or black, or the use of colored ink beyond that which is used for licensing seals and/or original signatures on plan sets. Plans with original pencil drawings or notes, will also be rejected.
- Site plans must be fully dimensioned and drawn.
- Provide a **title block on each plan sheet** with the project address and assessor parcel number (APN). If applicable, include the owner's name and contact information.
- **Plans prepared by a Nevada licensed General Contractor** must have the business name, business address, bid limit, license classification type, license number and license expiration date printed in a title block labeled "Designer" on the each sheet of the plan set. Below this information, within the "Designer" title block on the Site Plan and Cover Sheet must be an original signature of the qualified employee on the license with the date of signing.
- **Plans prepared by a Nevada licensed Registered Design Professional** (Architect, Residential Designer, or Engineer) must comply with the applicable Nevada Administrative Code (NAC) for their licensure.
- **Two (2) copies original of signed Engineering Calculation.**

Sheets That Constitute a Complete Plan Set:

Plans and specifications must be of sufficient quality to clearly indicate the location, nature and extent of work proposed and show in detail that it will conform to the provisions of the technical codes and all relevant laws, ordinances, rules and regulations. The following information must be incorporated on the plans as outlined below; some items may not be applicable to your specific project:

Floor Plan

- Floor plan of the building showing locations and dimensions of new units.
- Usable height for equipment and anchor methods
- Isometric view of sizes, lengths, for gas, water drains to supporting equipment.
- Electrical Connection locations and loads.
- Commodity clearance between top of units ceiling.
- Aisle dimensions between each unit.
- Type of fire suppression and fire detection systems.
- Location of valves controlling the gas and water supply.
- Dimension and location of transverse and longitudinal vent and flue.
- Additional information regarding required design features.